


AUGUST 2010

## FROM THE CHAIRMAN'S DESK



IDBI Bank is a national financial conglomerate and IDBI Mutual Fund is its youngest subsidiary. I am delighted to be giving to you its first Fact Sheet.

The Fact Sheet speaks about the portfolio of our flagship IDBI Nifty Index Fund and IDBI Liquid Fund. I would also like it to be the voice of our investment philosophy so that retail investors can benefit from it.

With this in view, we bring to you "7 Equity Investment Tips", that we believe will help investors focus on basics, to build a better financial plan.

The IDBI group has always been conscious of the fact that any IDBI business venture must meet two litmus tests of utility.

1. It must significantly improve the way the financial consumer is served.
2. Success must be achieved so as to enhance value for all stakeholders, including the nation and its economy.

IDBI is now an important retail financial group, and our aim is to bring simple investment vehicles for the retail saver, in a convenient and transparent manner. Towards this end, we have made a significant deviation from the current mutual fund model.

We have decided to offer mainly Equity Index Funds, which are the

simplest and least risky equity vehicle for retail investors. These funds track indices that are made up of sector and market leaders, chosen by the Stock Exchange Index Committee, and thus they avoid fund management risk, a major factor in the current disillusionment among retail investors with the industry.

By bringing a culture of simplicity to equity investing and offering easy-to-understand products, we aim to realize the original vision of the mutual fund industry i.e. "Bringing the prosperity of the capital market to the common man".

By tapping into the India demographic dividend, we will work with (and even perhaps create), genuine advisors with the investor's interest at heart, who will offer the saver a low cost, less risky equity vehicle.

Above all, by finding synergies with the bank's infrastructure, we hope to do so at a low cost. Thus, over the years, I hope IDBI Mutual will be your fund-house of choice.

Do join us and participate in the India Growth miracle, via the capital market.

**Happy investing!**  
**With warm regards,**

**R. M. Malla**  
Chairman & Managing Director  
IDBI Bank Ltd.

## 7 EQUITY INVESTMENT TIPS

1. In the short-term, the equity market is unpredictable; in the long term, however, it mimics the growth rate of the economy.
2. Systematic investing (i.e investing the same amount regularly at specified intervals) over a long period of time reduces risk because it mimics the growth rate of the industrial economy.
3. One can, therefore, confidently invest in rising, falling or flat markets, systematically – the fund will recover value in proportion to the market.
4. It may thus beat inflation and gives higher returns than interest bearing instruments.
5. Returns derived by investing with the mood of the market, is a function of luck and not of economic growth. It is, therefore, risky and only a few can make money this way.
6. Fund Managers are human. They may get swayed by emotions and make mistakes. Index funds are designed to eliminate this avoidable risk from equity investment. Index committees of the stock exchanges identify stocks comprising the indices. Index funds buy only these stocks and that too in the exact proportion as determined by the Index committee. No fund manager - no fund management risk.
7. As long as one sticks to index funds and invest regularly, one can be confident of buying the best stocks and having an excellent portfolio at a low average cost.

## Equity Market Overview

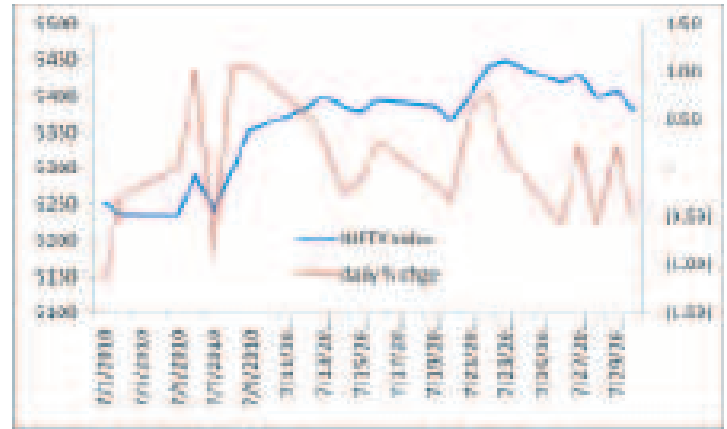
### Some key events in July, 2010 and their implications

**RBI's Monetary Policy:** The single most important event in July, 2010 has been the RBI's Monetary Policy Review. Herein the RBI raised the repo and reverse-repo rates by 25 bps (basis points) and 50 bps, respectively. It is now likely to focus more on controlling inflation by reining in demand pressures and inflationary expectations. The RBI has also raised its official estimate for India's GDP growth for the year from 8.0% to 8.5%. But we believe that the RBI may be willing to sacrifice some growth if inflation exceeds its full-year target of 6.0%. Nevertheless, given that 8.5% GDP growth is in itself robust, it should not be a significant worry for the stock markets.

**Monsoon:** is among the most critical factors affecting India's economy. Besides affecting demand for goods as a whole, a significant deficit in the monsoon can play havoc with inflation – as has been seen over the last one year. Mercifully, the monsoon has so far (as of July 28, 2010) been only a marginal 5% below normal (Source: India Metrological Department). It's geographical spread has also been largely satisfactory.

### How the Nifty has reacted to these

The Nifty closed the month at 5381.55 – an impressive 1.3% rise over last month-end. We believe that this reflects the overall good progress of the monsoon in particular and the economy in general. This rise is in spite of having come off somewhat from the peak of 5449.10 on July 23, 2010 as we moved into the results season. Though it is premature to comment on the aggregate results – as they were still coming in at the time of writing this note – we believe that the market seems to be factoring in the likelihood of them being in line with expectations as of now.



### Conclusion

We expect two key events – the monsoon and inflation – to continue to play a critical role going forward. How both these pan out will not only be key factors in the movement of the indices, but are also likely to determine the government's stance on macro-economic factors like managing liquidity. Overall, we expect robust economic growth to continue – in fact the RBI itself has raised its official estimate for India's GDP growth for the year from 8.0% to 8.5% recently. Other than that, sector and company specific factors – whether policy or competition/ results driven – will remain key to individual stock performance.

On the global front, we believe that India as a whole is well poised to withstand international crises – like the recent financial woes that the European countries have seen. This is thanks to India's own well-managed, relatively conservative, macro policies and its largely domestic consumption-driven nature. Nevertheless, we would caution investors that international events can affect certain sectors/companies directly (like the IT) and also result in increased stock-market volatility due to movement in international money-flows.

Overall, we expect India to continue to do well on the macro front; and the stock markets should reflect the same.

## Fixed Income Overview

An eventful month of July started with a major change in how banks in this country price their loans. With the introduction of the base rate from the 1st of July, 2010 the process of loan pricing is expected to become more transparent.

On the economic front inflation continues to be the biggest source of concern with the monthly wholesale number for June coming in at 10.55% well above the stated RBI comfort zone. Combine with that the fact that the services purchase managers index (PMI) for the month of June was the highest since March 2008 and industrial output continues to be strong (in spite of the lower than expected June number). The picture one gets is of an economy witnessing robust growth and increased pricing pressures. This fact was recognized by the RBI with the surprise 25 bps rate hike in last week of June. As expected the reserve bank brought inflation fighting to the fore front of monetary policy focus and increased reverse repo rate by 50 bps and the repo rate by 25 bps. All indications are that the RBI recognizes the threat of rising inflation and inflationary expectations and will fight it even at the cost of sacrificing a little short term growth.

Global cues continue to be mixed. The developed economies are still not out of the woods. US government bond yields continue to be soft and are likely to remain so with the US economy still facing high unemployment and an extended slump in the housing market. Europe is facing its own set of challenges, with the deteriorating fiscal position of members putting pressure on the Euro.

Domestic liquidity continued to be tight for much of the month. The daily average repo borrowing under RBI's LAF for the month stood a little over INR 45,000 cr. We did see some liquidity come into the system by the end of the month, primarily due to government bond maturity and government spending. Government bond yields up post monetary policy as the RBI policy was interpreted as more hawkish than expected.

Going forward we expect liquidity conditions to remain choppy in the month of August, with call rates touching both ends of the LAF corridor. Government bonds are likely to remain weak and trade in a range. Corporate bond market will follow the cue from the G-sec market.

# IDBI Nifty Index Fund

(An open-ended passively managed equity scheme tracking the S&P CNX Nifty Index [Total Returns Index])

Scheme Features			
<b>Investment objective:</b>			
The investment objective of the scheme is to invest in the stocks and equity related instruments comprising the S&P CNX Nifty Index in the same weights as these stocks represented in the Index with the intent to replicate the performance of the Total Returns Index of S&P CNX Nifty index. The scheme will adopt a passive investment strategy and will seek to achieve the investment objective by minimizing the tracking error between the S&P CNX Nifty index (Total Returns Index) and the scheme.			
<b>Benchmark:</b>			
S&P CNX Nifty Index (Total Returns Index)			
<b>Fund Manager:</b>			
Mr. Gautam Kaul			
<b>Inception Date:</b>			
25th June, 2010			
<b>NAV (as on 30th July 2010):</b>			
Growth: Rs. 10.2202 Dividend: Rs. 10.2202			
<b>Options:</b>			
<ul style="list-style-type: none"> <li>• Growth Option</li> <li>• Dividend Option                             <ul style="list-style-type: none"> <li>- Reinvestment and Payout</li> </ul> </li> </ul>			
<b>Asset Allocation Pattern:</b>			
Instrument	Indicative allocation (% of total assets)		Risk Profile
	Min.	Max.	
Stocks in the S&P CNX Nifty Index and derivative instruments linked to the S&P CNX Nifty Index	95%	100%	Medium to High
Cash and Money Market Instruments including money at call but excluding Subscription and Redemption Cash Flow	0%	5%	Low to Medium
<b>Application Amount:</b>			
New Purchase – ₹ 5000/- and in multiples of ₹ 100 thereafter			
<b>Min. Addl. Investment:</b>			
₹ 1000/- and in multiples of ₹ 100/- thereafter			
<b>Load Structure:</b>			
<b>Entry Load:</b> Nil.			
<b>Exit Load:</b> 1% for exit (repurchase / switch-out / SWP), on or before 1 year from the date of allotment.			
<b>For SIP</b> 1% of Exit (repurchase / switch-out), on or before 1 year from the date of allotment of each installment.			
<b>SIP:</b>			
<b>Monthly Option:</b> ₹ 500 per month for a minimum period of 12 months or ₹ 1,000 per month for a minimum period of six months.			
<b>Quarterly Option:</b> ₹ 1,500 per quarter for a minimum period of 4 quarters.			
<b>SWP:</b>			
Minimum balance in the Scheme should be ₹ 25,000 at the time of enrollment for SWP. Minimum amount for each withdrawal should be ₹ 1,000 and in multiples of ₹ 1 thereafter for a minimum period of 6 months.			
<b>STP:</b>			
Available			

Portfolio as on 30/07/2010			
SECURITY NAME	% TO NET ASSETS	SECURITY NAME	% TO NET ASSETS
<b>EQUITY</b>			
ACC Ltd.	0.55	Oil & Natural Gas Corp of India Ltd.	2.62
Ambuja Cements Ltd.	0.63	Power Grid Corporation of India Ltd.	0.34
Asea Brown Boveri Ltd.	0.55	Punjab National Bank	0.92
Axis Bank Ltd.	2.12	Ranbaxy Laboratories Ltd.	0.44
Bharat Heavy Electricals Ltd.	2.48	Reliance Capital Ltd.	0.60
Bharat Petroleum Corporation Ltd.	0.55	Reliance Communication Ventures Ltd.	0.78
Bharti Airtel Ltd.	2.42	Reliance Industries Ltd.	10.95
Cairn India Ltd.	0.90	Reliance Infrastructue Ltd.	1.00
Cipla Ltd.	1.04	Reliance Power	0.36
DLF Ltd.	0.68	Siemens Ltd.	0.69
Gas Authority of India Ltd.	1.27	State Bank of India	4.24
HCL Technologies Ltd.	0.55	Steel Authority of India Ltd.	0.76
HDFC Bank Ltd.	4.73	Sterlite Industries Ltd.	1.80
HDFC Ltd.	4.85	Sun Pharmaceuticals Industries Ltd.	0.87
Hero Honda Motors Ltd.	1.11	Suzlon Energy Ltd.	0.30
Hindalco Industries Ltd.	1.34	Tata Consultancy Services Ltd.	2.69
Hindustan Unilever Ltd.	1.73	Tata Iron & Steel Company Ltd.	2.10
ICICI Bank Ltd.	6.46	Tata Motors Ltd.	1.72
Idea Cellular Ltd.	0.34	Tata Power Company Ltd.	1.34
Infosys Technologies Ltd.	8.53	Unitech Ltd.	0.71
Infrastructure Development Finance Co. Ltd.	1.34	Wipro Ltd.	1.32
ITC Ltd.	5.18	<b>TOTAL EQUITY</b>	<b>99.79</b>
Jai Prakash Associate Ltd..	0.88	<b>CASH &amp; CASH RECEIVABLES</b>	<b>0.21</b>
Jindal Steel & Power Ltd..	1.57	<b>TOTAL</b>	<b>100.00</b>
Kotak Mahindra Bank Ltd.	0.88		
Larsen and Toubro Ltd.	6.12		
Mahindra & Mahindra Ltd.	1.76		
Maruti Suzuki India Ltd.	1.08		
National Thermal Power Corp Ltd.	1.58		

Fund Features	
<b>Fund AUM:</b>	₹ 129.97 Crs

Scheme Performance as on 30th July 2010	
Scheme Name	Since Inception
IDBI Nifty Index Fund (Growth)	2.20
S&P Nifty Index - TRI	2.02

Source: Accord Fintech

Disclaimer: Returns are of Growth plan and are absolute returns. Past Performance may or may not be sustained in the future.

# IDBI Liquid Fund

(An open-ended liquid scheme)



Scheme Features			
<b>Investment objective:</b>			
The investment objective of the Scheme will be to provide investors with high level of liquidity along with regular income for their investment. The Scheme will endeavour to achieve this objective through an allocation of the investment corpus in a low risk portfolio of money market and debt instruments.			
<b>Benchmark:</b>			
CRISIL Liquid Fund Index			
<b>Fund Manager:</b>			
Mr. Gautam Kaul			
<b>Inception Date:</b>			
9th July, 2010			
<b>NAV (as on 30th July 2010):</b>			
Growth	10.0352		
Daily Dividend	10.0000		
Monthly Dividend	10.0063		
Weekly Dividend	10.0079		
<b>Options:</b>			
<ul style="list-style-type: none"> <li>• Growth Option</li> <li>• Dividend Option                             <ul style="list-style-type: none"> <li>- Daily Dividend</li> <li>- Weekly Dividend</li> <li>- Monthly Dividend</li> </ul> </li> </ul>			
<b>Asset Allocation Pattern:</b>			
Instrument	Indicative allocation (% of total assets)		Risk Profile
	Min.	Max.	
Money market instruments with maturity/residual maturity up to 91 days	50%	100%	Low
Debt instruments (including floating rate debt instruments and securitized debt)* with maturity/residual maturity/ interest rate resets up to 91 days	0%	50%	Low to Medium
* Investment is securitized debt not to exceed 50% of the Net assets of the Scheme			
<b>Application Amount:</b>			
New Purchase – ₹ 5000/- and in multiples of ₹ 100/- thereafter			
<b>Min. Addl. Investment:</b>			
₹ 1000/- and in multiples of ₹ 100/- thereafter			
<b>Load Structure:</b>			
<b>Entry Load:</b> Not Applicable			
<b>Exit Load :</b> Nil			
<b>SIP:</b>			
<b>Monthly Option:</b>			
₹ 500 per month for a minimum Period of 12 months or Rs. 1,000 per month for a minimum period of 6 months			
<b>Quarterly Option:</b>			
₹ 1,500 per quarter for a minimum period of 4 quarters with additional investment thereafter..			
<b>SWP:</b>			
Minimum balance in the Scheme should be ₹ 25,000 at the time of enrollment for SWP. Minimum amount for each withdrawal should be ₹ 1,000 and in multiples of ₹ 1 thereafter for a minimum period of 6 months.			
<b>STP:</b>			
Available			

Portfolio as on 30/07/2010					
SECURITY NAME	RATING	% TO NET ASSETS	SECURITY NAME	RATING	% TO NET ASSETS
<b>COD - CERTIFICATES OF DEPOSIT</b>					
Allahabad Bank Ltd.	A1+	1.31	Tata Capital Ltd.	P1+	2.11
Canara Bank	A1+	2.62	Tata Motors Ltd.	A1+	2.64
Cental Bank Of India	PR1+	11.88	<b>NON CONVERTIBLE DEBENTURES</b>		
ICICI Bank Ltd.	A1+	1.84	Kesoram Industries Ltd.	PR1+	2.64
Punjab National Bank	PR1+	6.56	ECL Finance Ltd.	A1+	1.32
State Bank Of Travancore	P1+	1.31	Electrosteel Casting Ltd.	PR1+	5.29
United Bank Of India	PR1+	1.32	JM Financial Products Pvt Ltd.	P1+	1.32
Union Bank Of India	A1+	2.62	Manaksia Ltd.	PR1+	2.12
<b>CP - COMMERCIAL PAPERS</b>					
HCL Infosystems Ltd.	A1+	0.79	Sbi Global Factors Ltd.	P1+	2.65
ICICI Securities Primary Dealership Ltd.	P1+	2.63	Alkem Laboratories Ltd.	P1+	1.32
Infrastr.Dev.Finance Co.Ltd.	A1+	1.31	Berger Paints (I) Ltd.	P1+	3.02
JM Financial Products Pvt Ltd.	P1+	1.32	Mahindra & Mahindra Financial Services Ltd.	P1+	7.94
Reliance Capital Ltd.	A1+	2.63	Motherson Sumi Systems Ltd.	A1+	2.12
SBI Global Factors Ltd.	P1+	1.31	Usha Martin Ltd.	PR1+	1.32
Sundaram Finance	A1+	1.31	Cash "N" Call Assets & Receivables		23.43
<b>Total</b>					<b>100.00</b>

<b>YTM</b>	: 5.79%
<b>Average Maturity</b>	: 19.66 days
<b>Modified Duration</b>	: 19.66 days
<b>Fund AUM</b>	: ₹ 1890.19 Crs

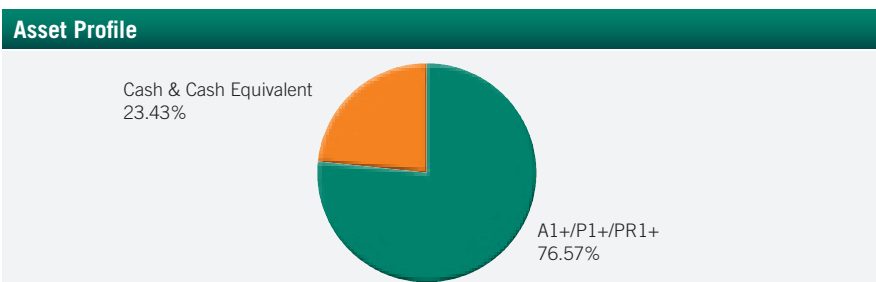
Scheme Performance as on 30th July 2010			
Scheme Name	1 Week	2 Week	Since Inception
IDBI Liquid Fund-Reg(G)	5.77	5.81	6.12
Crisil Liquid Fund Index	5.27	5.22	5.28

Source: Accord Fintech

Disclaimer: Returns are of growth plan and are annualized returns. Past Performance may or may not be sustained in the future.

Dividend History			
Date	Rate	Cum Dividend NAV (in ₹)	Ex Dividend NAV (in ₹)
<b>IDBI Liquid Fund - Weekly Dividend</b>			
25th July 2010	0.0112	10.0080	10
18th July 2010	0.0116	10.0129	10
<b>IDBI Liquid Fund - Monthly Dividend</b>			
26th July 2010	0.0227	10.0273	10

Past performance may or may not be sustained in the future. Dividend distribution is subject to availability & adequacy of distributable surplus. After the payment of dividend, the per unit NAV falls to the extent of the dividend payout and distribution taxes, if any. Performance of Dividend Plan / Option would be net of applicable statutory levy, if any.



\* For rating disclaimers, please refer page 5

## Contact us

### Corporate Office

#### IDBI Asset Management Limited

2nd Floor, IDBI Building, Plot No.39-41, Sector-11, CBD Belapur, Navi Mumbai – 400614.

- **Phone:** 66096100 • **Fax:** 66096110 • **e-mail:** [contactus@idbimutual.co.in](mailto:contactus@idbimutual.co.in) • **website:** [www.idbimutual.co.in](http://www.idbimutual.co.in)
- **SMS IDBIMF** on 09220092200 • **Tollfree:** 1800-22-4324  
(between 9 a.m. – 6 p.m. from Monday to Friday)

### Our Branches

- Ahmedabad** : IDBI Mutual Fund, IDBI Complex, 1st Floor, Near Lal Bunglow, Off CG Road, Ahmedabad - 380 006.
- Bangalore** : IDBI Mutual Fund , IDBI House, 3rd Floor, IDBI Mutual Fund No.58, Mission Road, Bangalore - 560 027.
- Chandigarh** : IDBI Mutual Fund, IDBI Bank Ltd., 3rd floor, SCO 72/73, Bank Square, Sector - 17B, Chandigarh - 160 016.
- Chennai** : IDBI Mutual Fund, Ground Floor, Lancor Westminster Building, Old No. 108, New No. 70, Dr. Radhakrishnan Salai, Mylapore, Chennai – 600 004.
- Delhi** : IDBI Mutual Fund, IDBI Bank, 5th Floor, Red Cross Building, Red Cross Road, Parliament Street New Delhi - 110 001.
- Hyderabad** : IDBI Mutual Fund, 3rd Floor, 5-9-89/1, Chapel Road, Hyderabad - 500 001.
- Indore** : IDBI Mutual Fund, IDBI Bank Ltd., Ground Floor, Alankar Chambers, Ratlam Kothi, Indore - 452 001.
- Kochi** : IDBI Mutual Fund, IDBI Bank, Corporate Office, Near Passport Office, Panampally Nagar, Kochi - 680 366.
- Kolkatta** : IDBI Mutual Fund, IDBI House, 6th floor, 44, Shakespeare Sarani, Kolkata - 700 017.
- Lucknow** : IDBI Mutual Fund, IDBI Bank, 2 M G Marg, Kisan Sekhari Bhawan, Hazratganj, Lucknow - 226 001.
- Pune** : IDBI Mutual Fund, IDBI House, 4th Floor, Dnayaneshwar, Paduka Chowk, S C Road, Shivaji Nagar, Pune - 411 004.

**Statutory Details** : IDBI Mutual Fund has been set up as a trust sponsored by IDBI Bank Ltd. (liability restricted to Rs.10 lakhs) with IDBI MF Trustee Company Ltd. as the Trustee (Trustee under the Indian Trusts Act, 1882) and with IDBI Asset Management Ltd. as the Investment Manager. **Risk Factors: All mutual funds and securities investments are subject to market risks and there can be no assurance that the objective of the Scheme will be achieved. The NAV of the units issued under Scheme may go up or down depending upon the factors and forces affecting the securities markets. The names of the Schemes do not in any manner indicate either the quality of the Schemes, their future prospects and returns. Please read the Scheme Information Documents (SID) and Statement of Additional Information (SAI) carefully before investing.** Investment in Mutual Fund Units involves investment risks such as trading volumes, settlement risk, liquidity risk, default risk including the possible loss of capital. Past performance of the Sponsor/AMC/Mutual Fund does not guarantee future performance of the scheme. The sponsor is not responsible or liable for any loss resulting from the operation of the schemes beyond the initial contribution of Rs. 10 lakhs made by it towards setting up the Fund. For further information please contact: IDBI Asset Management Ltd., IDBI Building, 2nd Floor, Plot No. 39-41, Sector-11, CBD Belapur, Navi Mumbai-400 614.

**CARE's** fund credit quality rating is not a recommendation to purchase, sell, or hold a security / fund. It neither comments on the current market price, suitability for a particular investor nor on the prospective performance of the fund with respect to appreciation, volatility of net asset value (NAV), or yield of the fund. The ratings do not address the funds ability to meet the payment obligations to the investors. The ratings are based on current information furnished to CARE by the issuer or obtained by CARE from sources it considers reliable. CARE does not, however, guarantee the accuracy, adequacy or completeness of any information and is not responsible for any errors or omissions or for the results obtained from the use of such information. CARE does not perform an audit in connection with any rating and may, on occasion, rely on unaudited information. The ratings may be changed, suspended, or withdrawn as a result of changes in, or unavailability of, such information, or based on other circumstances. Funds rated by CARE have paid a rating fee. **CRISIL:** The assigned rating AA+ is valid only for "IDBI Liquid Fund". The rating of CRISIL is not an opinion of the Asset Management Company's willingness or **ability to make timely payments to the investor. The rating is also not an opinion on the stability of the NAV of the Fund, which could vary with market developments.**

# Take jumbo strides Invest in IDBI Nifty Index Fund



A fund that invests in stocks forming the S&P CNX Nifty Index in the same proportion as they are present in the Index. IDBI Nifty Index Fund offers you bluechip stocks, complete transparency and optimum diversification at lower costs.

Make it a part of your core portfolio and give yourself the jumbo advantage!



To invest SMS 'IDBIMF' to 09220092200. Tollfree: 1800-22-4324

Index Investing. Sensible Investing

IDBI Mutual Fund has been set up as a trust sponsored by IDBI Bank Ltd. (liability restricted to Rs.10 lakhs) with IDBI MF Trustee Company Ltd. as the Trustee (Trustee under the Indian Trusts Act, 1882) and with IDBI Asset Management Ltd. as the Investment Manager. **Risk Factors: All mutual funds and securities investments are subject to market risks and there can be no assurance that the objective of the Scheme will be achieved. The NAV of the units issued under Scheme may go up or down depending upon the factors and forces affecting the securities markets. IDBI Nifty Index Fund, an open ended passively managed equity scheme tracking the S&P CNX Nifty Total Returns Index, is only the name of the Scheme and does not in any manner indicate either the quality of the Scheme, its future prospects and returns. Please read the Scheme Information Document (SID) and Statement of Additional Information (SAI) carefully before investing.** Investment in Mutual Fund Units involves investment risks such as trading volumes, settlement risk, liquidity risk, default risk including the possible loss of capital. Past performance of the Sponsor/AMC/Mutual Fund does not guarantee future performance of the scheme. The name of the scheme does not in any manner indicate either the quality of the scheme or its future prospects and returns. The sponsor is not responsible or liable for any loss resulting from the operation of the scheme beyond the initial contribution of Rs. 10 lakhs made by it towards setting up the Fund. The present scheme is not a guaranteed or assured return scheme. Plans on offer: Growth Plan and Dividend Plan with option for dividend payout & re-investment. Investment objective – The investment objective of the scheme is to invest only in and all the stocks comprising the S&P CNX Nifty Index in the same weights of these stocks as in the Index with the objective to replicate the performance of the Total Returns Index of S&P CNX Nifty index. The scheme may also invest in derivatives instruments such as Futures and Options linked to stocks comprising the Index or linked to the S&P CNX Nifty index. Asset Allocation Pattern: 95 – 100% in stocks in the S&P CNX Nifty Index and derivative instruments linked to the S&P CNX Nifty Index. 0 – 5% in cash and Money Market Instruments including money at call but excluding subscription and redemption cash flow. Terms of Issue: Offer for units of Rs. 10/- per unit during the NFO with minimum subscription amount of Rs. 5000/- The units will be available for purchase and repurchase on all Business days on an ongoing basis. NAV Disclosure: NAV will be computed and disclosed on all business days. Load structure: Entry load: Nil; Exit load for Redemption/switch-out/Transfer: 1% for exit on or before 1 year from the date of allotment; for Systematic Withdrawal Plan: 1 % for exit on or before 1 year from the date of allotment of each installment of withdrawal. For further information please contact: IDBI Asset Management Ltd., IDBI Building, 2nd Floor, Plot No. 39-41, Sector-11, CBD Belapur, Navi Mumbai-400 614.